

# 2023 Financial Report

ASSETS	2023	2022
Cash and Short-term Investments	\$ 14,198,884	\$ 8,267,828
Bonds	1,197,768,259	1,221,510,345
Common Stocks	63,617,470	62,014,367
Preferred Stocks	1,520,800	1,396,000
Mortgage Loans	97,170,263	95,673,825
Real Estate	4,061,528	4,218,357
Other Invested Assets	46,277,723	45,398,363
Policy Loans	16,374,207	15,448,086
<b>Total Cash and Invested Assets</b>	<b>\$ 1,440,989,134</b>	<b>\$ 1,453,927,171</b>
Other Assets	76,193,798	75,993,980
Separate Accounts	49,567,926	47,154,740
<b>Total Assets</b>	<b>\$ 1,566,750,858</b>	<b>\$ 1,577,075,891</b>

LIABILITIES AND SURPLUS	2023	2022
Life Reserves	\$ 700,877,308	\$ 707,079,352
Health Reserves	328,570,073	335,190,089
Other Policy Reserves	135,941,488	140,295,135
Investment Reserves	35,521,950	50,318,010
Other Liabilities	19,292,595	20,381,561
Separate Accounts	49,567,926	47,154,740
<b>Total Liabilities</b>	<b>\$ 1,269,771,340</b>	<b>\$ 1,300,418,887</b>
Surplus	296,979,518	276,657,004
<b>Total Liabilities and Surplus</b>	<b>\$ 1,566,750,858</b>	<b>\$ 1,577,075,891</b>



Scan to learn more or visit  
[www.IllinoisMutual.com/AnnualReport](http://www.IllinoisMutual.com/AnnualReport)



# 2023 Financial Report

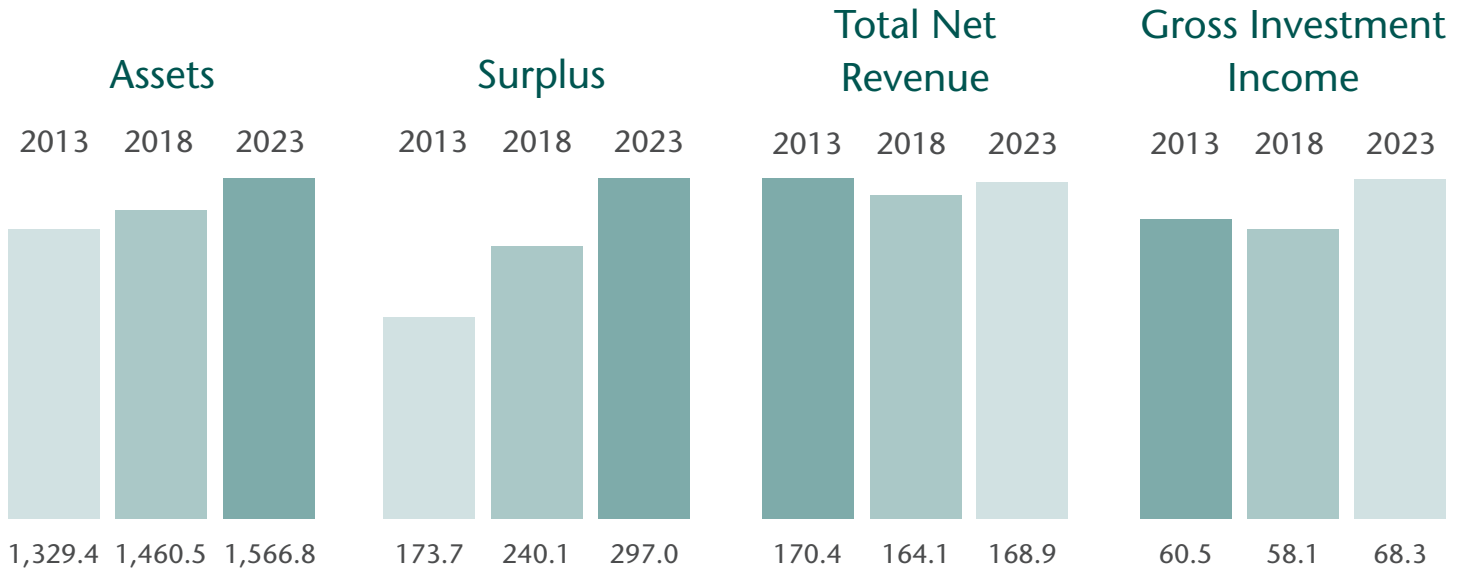
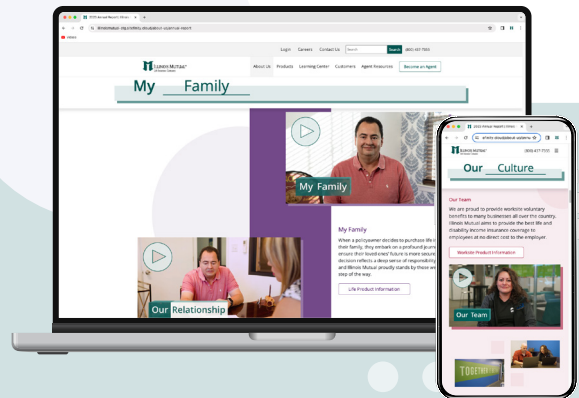
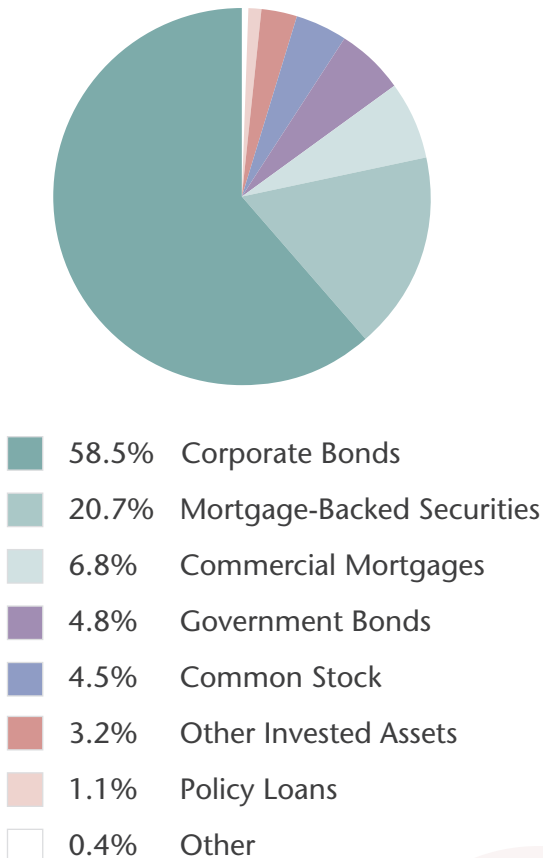


Chart represents dollars in millions

## Investment Portfolio by Asset Classes



Scan to learn more or visit  
[www.IllinoisMutual.com/AnnualReport](http://www.IllinoisMutual.com/AnnualReport)